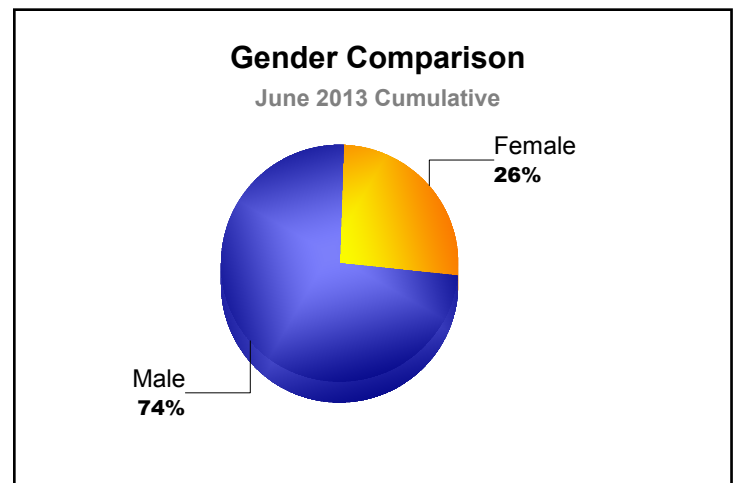
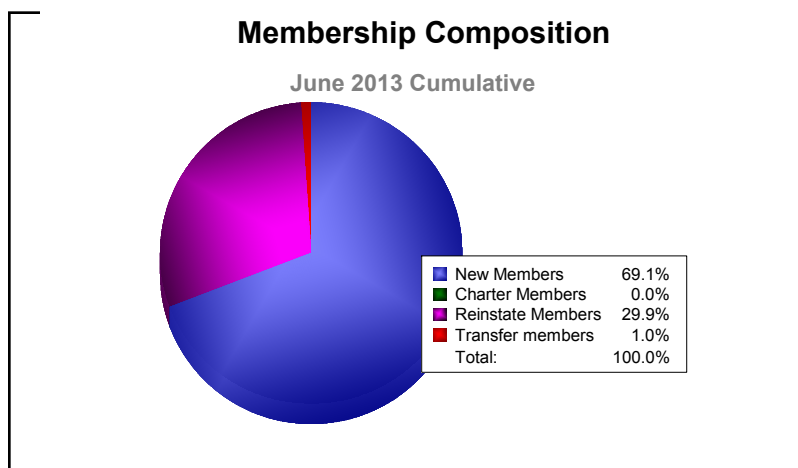
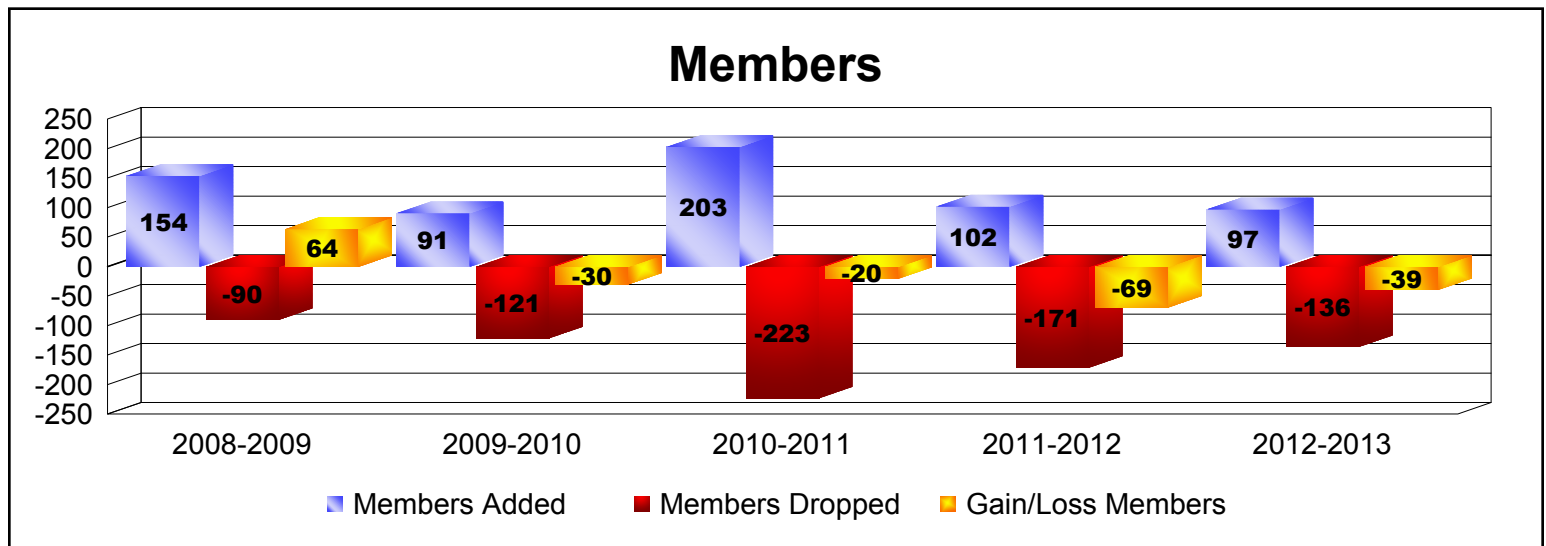
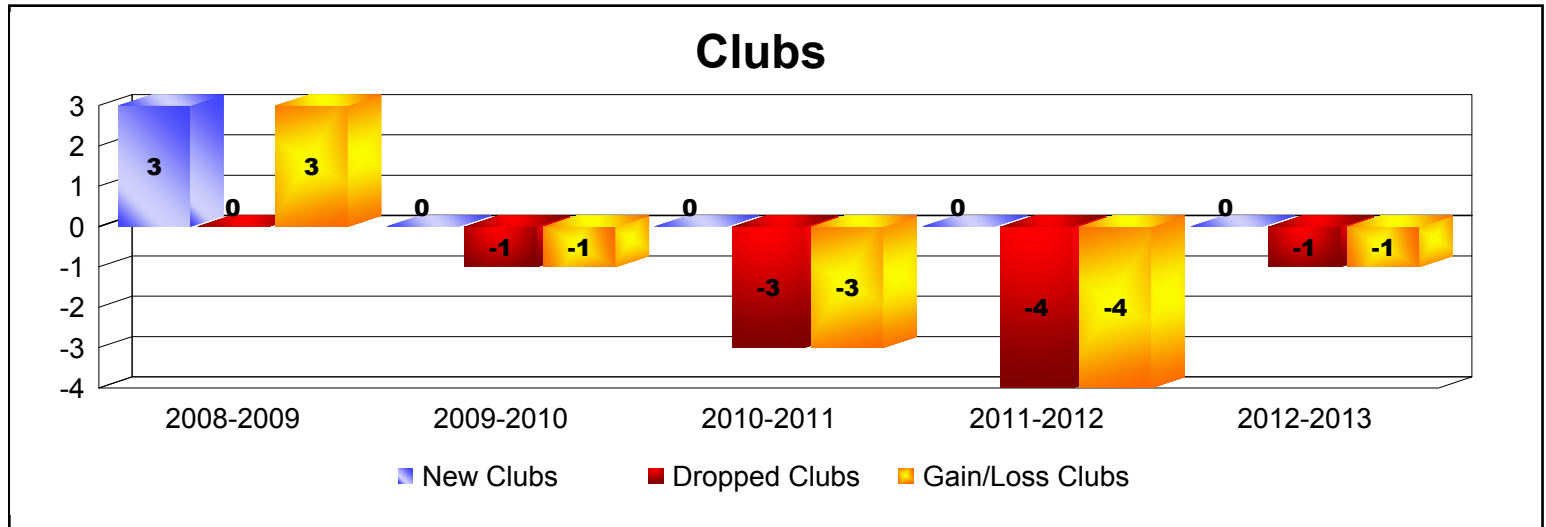


Year	New Clubs	Dropped Clubs	Gain/Loss Clubs	New Members	Charter Members	Reinstate Members	Transfer Members	Total Member Added	Total Members Dropped	Gain/Loss Members
2008-2009	3	0	3	89	63	2	0	154	-90	64
2009-2010	0	-1	-1	46	0	45	0	91	-121	-30
2010-2011	0	-3	-3	157	0	43	3	203	-223	-20
2011-2012	0	-4	-4	83	0	17	2	102	-171	-69
2012-2013	0	-1	-1	67	0	29	1	97	-136	-39
Average	1	-2	-1	88	13	27	1	129	-148	-19



Year	New Clubs	Dropped Clubs	Gain/Loss Clubs	New Members	Charter Members	Reinstate Members	Transfer Members	Total Member Added	Total Members Dropped	Gain/Loss Members
2008-2009	2	-3	-1	92	47	40	2	181	-208	-27
2009-2010	2	-14	-12	63	40	5	1	109	-399	-290
2010-2011	0	-15	-15	111	0	18	0	129	-350	-221
2011-2012	1	-2	-1	63	21	101	1	186	-174	12
2012-2013	3	-1	2	101	71	12	0	184	-94	90
Average	2	-7	-5	86	36	35	1	158	-245	-87

